

Model 300S

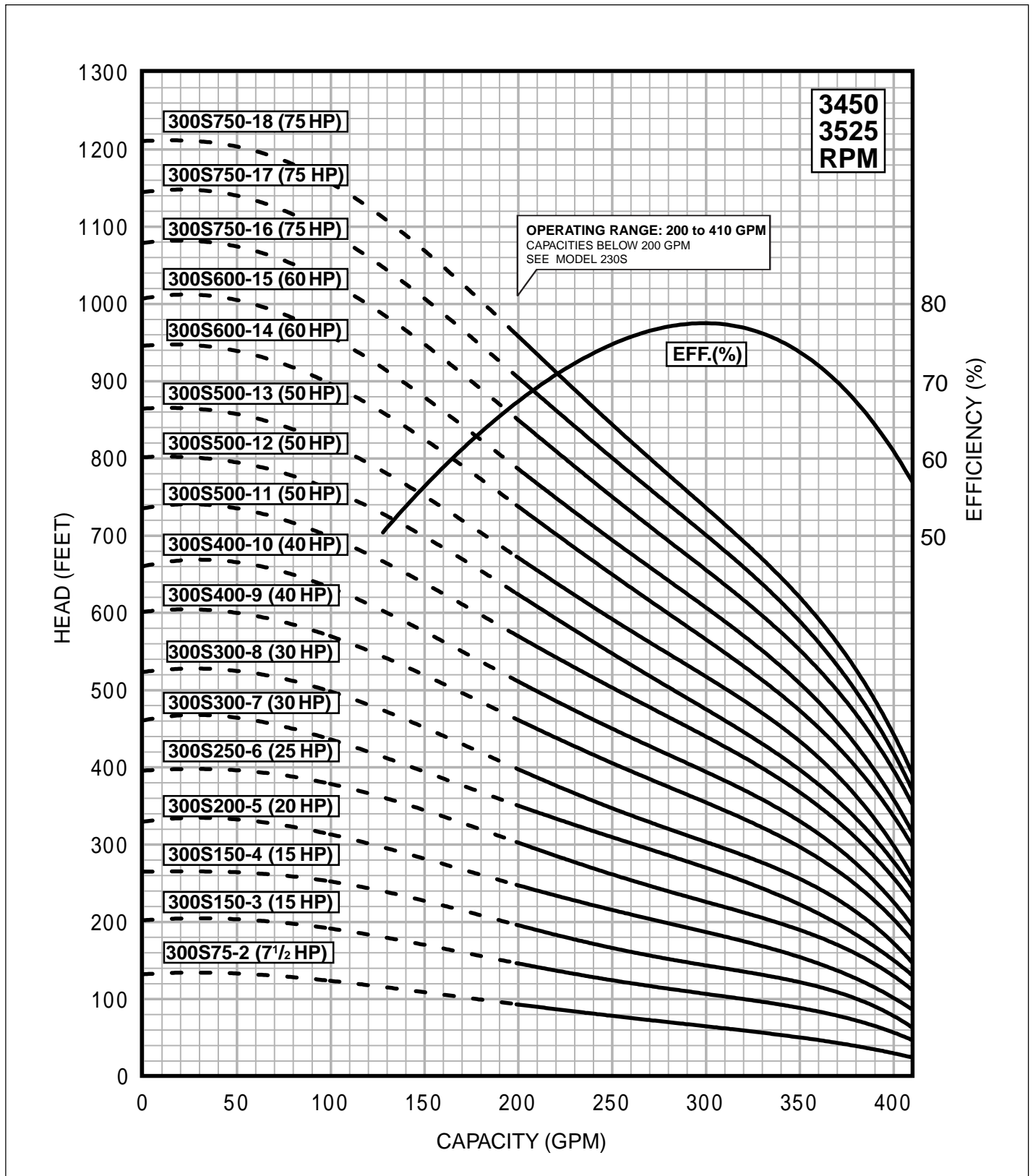
300 GPM

Performance Curves

FLOW RANGE: 200 -410 GPM

OUTLET SIZE: 3" & 4" NPT*

NOMINAL DIA. 6"



SPECIFICATIONS SUBJECT TO CHANGE WITHOUT NOTICE.
4" MOTOR STANDARD, 7.5 HP/3450 RPM.
6" MOTOR STANDARD, 15-50 HP/3450 RPM.
8" MOTOR STANDARD, 60-75 HP/3525 RPM.
* 3" NPT 2-7 STAGES, 4" NPT 8-18 STAGES.

Performance conforms to ISO 2548 Annex B
@ 8 ft. min. submergence.

DIMENSIONS AND WEIGHTS

MODEL NO.	FIG.	HP	MOTOR SIZE	DISCH. SIZE	DIMENSIONS IN INCHES					APPROX. SHIP WT.
					A	B	C	D	E	
300S75-2	A	7 1/2	4"	3" NPT	48.0	29.6	19.5	5.4	5.7	104
300S150-3	A	15	6"	3" NPT	51.9	28.0	23.9	5.4	5.7	170
300S150-4	A	15	6"	3" NPT	56.4	28.0	28.4	5.4	5.7	177
300S200-5	A	20	6"	3" NPT	63.4	30.6	32.8	5.4	5.7	197
300S250-6	A	25	6"	3" NPT	70.4	33.1	37.3	5.4	5.7	214
300S300-7	A	30	6"	3" NPT	77.4	35.7	41.7	5.4	5.7	220
300S300-8	A	30	6"	4" NPT	81.9	35.7	46.2	5.4	5.7	241
300S400-9*	A	40	6"	4" NPT	91.4	40.8	50.6	5.4	5.7	281
300S400-10*	A	40	6"	4" NPT	95.9	40.8	55.1	5.4	5.7	286
300S500-11*	A	50	6"	4" NPT	97.8	57.8	59.5	5.4	5.7	292
300S500-12*	A	50	6"	4" NPT	116.8	57.8	63.9	5.4	5.7	396
300S500-13*	A	50	6"	4" NPT	126.2	57.8	68.4	5.4	5.7	402
300S600-14*	A	60	8"	4" NPT	115.8	41.8	74.0	7.5	7.1	447
300S600-15*	A	60	8"	4" NPT	120.3	41.8	78.5	7.5	7.1	484
300S750-16	A	75	8"	4" NPT	130.3	47.4	82.9	7.5	7.1	540
300S750-17	A	75	8"	4" NPT	134.8	47.4	87.4	7.5	7.1	544
300S750-18	A	75	8"	4" NPT	139.2	47.4	91.8	7.5	7.1	626

NOTES: Models 2-13 Stgs. are suitable for use in 6" wells, 14-18 Stgs. are suitable for use in 8" wells.
Weights include pump end with motor in lbs.

* Alternate motor sizes available.

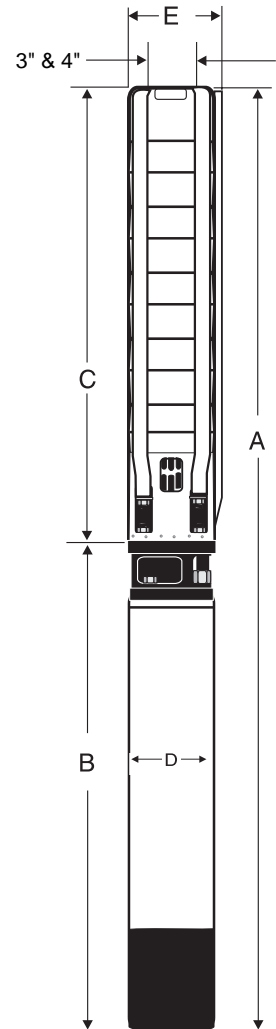
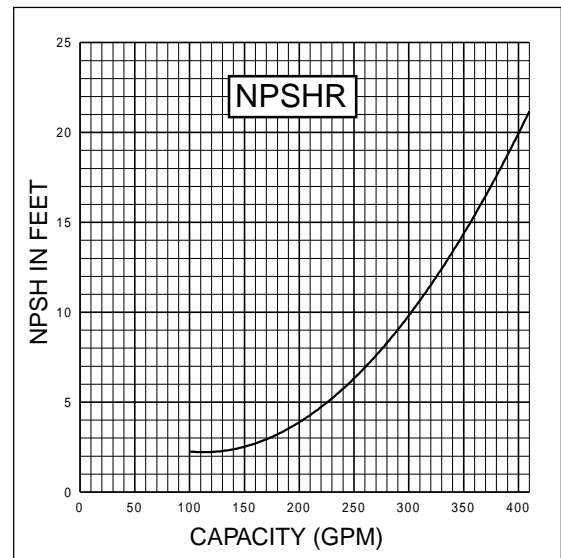


Fig. A

MATERIALS OF CONSTRUCTION

COMPONENT	CYLINDRICAL SHAFT (2-18 Stgs.)
Check Valve Housing	304 Stainless Steel
Check Valve	304 Stainless Steel
Diffuser Chamber	304 Stainless Steel
Split Cone Nut	304 Stainless Steel
Split Cone	304 Stainless Steel
Impeller	304 Stainless Steel
Suction Interconnector	304 Stainless Steel
Inlet Screen	304 Stainless Steel
Straps	304 Stainless Steel
Cable Guard	304 Stainless Steel
Coupling	329/416 Stainless Steel
Coupling Key	302/304 Stainless Steel
Pump Shaft	431 Stainless Steel
Intermediate Bearings	NBR
Impeller Seal Ring	NBR/304 Stainless Steel
Check Valve Seat	NBR/316 Stainless Steel
Top/Lower Bearing	NBR/316 Stainless Steel
8" Motor Adaptor Plate	304 Stainless Steel
Upthrust Washer	Carbon/Graphite HY22
Upthrust stop ring	304 S.S./Tungsten Carbide

NOTES: Specifications are subject to change without notice.



GRUNDFOS



GRUNDFOS PUMPS CORPORATION • 3131 N. Business Park Avenue • Fresno, CA • 93727

Customer Service Centers: Allentown, PA • Fresno, CA

Phone (800) 333-1366 • FAX (800) 333-1363

Canada: Oakville, Ontario • Mexico: Apodaca, N.L.

LSP-TL-1300 Rev.7/98
PRINTED IN USA